

ST. MARY'S COUNTY GOVERNMENT

ST. MARY'S COUNTY PROCUREMENT REGULATIONS: 1-6-4.1; 11-8-9.4; 11-3-1.7

AMENDMENT OF SOLICITATION / MODIFICATION OF CONTRACT		1. CONTRACT	PAGE 01	OF PAGES 25
2. AMENDMENT/MODIFICATION NO. 002	3. EFFECTIVE DATE 17 October 11	4. REQUISITION/PURCHASE REQ. NO.	5. PROJECT NO. (If applicable)	
6. ISSUED BY OFFICE OF PROCUREMENT P. O. BOX 653 LEONARDTOWN, MD 20650		7. ADMINISTERED BY (If other than item 6) OFFICE OF PROCUREMENT PO BOX 653 LEONARDTOWN, MD 20650		

ALL BIDDERS	(X)	9A. AMENDMENT OF SOLICITATION NO. 12-PSIT-61051
	X	9B. DATED (SEE ITEM 11) 12 September 11
		10A. MODIFICATION OF CONTRACT/ORDER NO.
		10B. DATED (SEE ITEM 13)

11. THIS ITEM ONLY APPLIES TO AMENDMENTS OF SOLICITATIONS

The above numbered solicitation is amended as set forth in Item 14. The hour and date specified for receipt of offers is extended is not extended.

Offers must acknowledge receipts of this amendment prior to the hour and date specified in the solicitation or as amended by one of the following methods:

a.) by completing Items 8 and 15 and returning **one (1)** copy of the amendment: b.) By acknowledging receipt of this amendment on each copy of the offer submitted: or c.) By separate letter or telegram which includes a reference to the solicitation and amendment numbers. FAILURE OF YOUR ACKNOWLEDGEMENT TO BE RECEIVED AT THE PLACE DESIGNATED FOR THE RECEIPT OF OFFERS PRIOR TO THE HOUR AND DATE SPECIFIED MAY RESULT IN REJECTION OF YOUR OFFER. If by virtue of this amendment you desire to change an offer already submitted such change may be made by telegram or letter provided each telegram or letter makes reference to the solicitation and this amendment and is received prior to the opening hour and dated specified.

12. ACCOUNTING AND APPROPRIATION DATA (If required)

13. THIS ITEM APPLIES ONLY TO MODIFICATIONS OF CONTRACTS/ORDERS, IT MODIFIES THE CONTRACT/ORDER NO. AS DESCRIBED IN ITEM 14.

(X)	A. THIS CHANGE IS ISSUED PURSUANT TO: (Specify authority) THE CHANGES SET FORTH IN ITEM 14 ARE MADE IN THE CONTRACT ORDER NO. IN ITEM 10A.
	B. THE ABOVE NUMBERED CONTRACT/ORDER IS MODIFIED TO REFLECT THE ADMINISTRATIVE CHANGES (such as changes in paying office, appropriation date, etc.) SET FORTH IN ITEM 14.
	C. THIS SUPPLEMENTAL AGREEMENT IS ENTERED INTO PURSUANT TO AUTHORITY OF:
X	D. OTHER (Specify type of modification and authority) Questions and Answers to Pre- Bid and Site Walks


E. IMPORTANT: Contractor is not, is required to sign this document and return **1** copy to the issuing office.

14. DESCRIPTION OF AMENDMENT, MODIFICATION

This Amendment addresses the Questions and Answers from the Pre- Bid and the Site Walks. It also includes the Sign-In sheet from the Pre-bid and additional information from the Department. The cut off for Vendor questions will be Tuesday October 25, 2011 at 5:00 PM EST. All questions must be submitted to the buyer in writing (email). Another Amendment will be issued to cover specified questions in this Amendment as well as those submitted after this posting.

All other terms and conditions remain unchanged.

Except as provided herein, all items and conditions of the document referenced in item 9A or 10A, as heretofore change, remains unchanged and in full force and effect.

15A. NAME AND TITLE OF SIGNER (type or print)	16A. NAME AND TITLE OF CONTRACTING OFFICER (Type or print)		
	Elaine M. Kramer, Contracting Officer		
15B. CONTRACTOR/OFFEROR	15C. DATE SIGNED	16B. ST. MARY'S COUNTY BY	16C. DATE SIGNED
(Signature of person authorized to sign)		 (Signature of Contracting Officer)	October 17, 2011

Pre-Bid Site Walk Question/Answer with Further Statements
 12-PSIT-61051- Amendment 002
 800 MHz Radio Communications Systems Procurement

Q	The documents provided in PDF format could we also get those in Word format?
A	Yes. The technical specifications and the solicitation documents are already in Microsoft Word on the website.
Q	Is that the same site?
A	Yes.
Q	Will that site be up for a while?
A	It will be up until the Contract is awarded.
Q	The schedule that you have provided in the document used an engineering dating system. You had the release date and you had releasing for questions; release equals, R= 2 weeks, R= 4 weeks. Do you have a firm calendar date schedule that shows when questions will be due and the proposals due?
A	The proposals will be due based on what is on the solicitation. Currently, unless there is an amendment that provides extension to the contract time, the proposals are due November 15, 2011 by 4:00 p.m. in the procurement office. That is stated on the front page of the solicitation down at the bottom. Those dates that are in there are plus weeks. They're suggestive of preliminary dates.
Q	Do you have a site visit scheduled worked out? Do you have a timeframe for tomorrow's walks and Fridays?
A	The plan is to leave from the parking lot of the public safety office at 8:30 in the morning and then we will go. I don't want to rush it. (Randy) Actually, that would help out if you have the amendment 001 that's posted. Amendment 001 has the schedule for that, and the dates they ask for it. Day one, which is tomorrow, those are the scheduled sites. Day two has the other scheduled sites on it. There's one change with those scheduled sites. We're looking to move the Bethune Tower up to day one and that's because that's an SHA location and the state highway person will be down tomorrow. (Randy) So, if you just go onto the website and download that amendment it has all the information on it.
Q	Is there dispatch console furniture included in this bid?
A	No there is not or none as part of this bid. New console furniture is scheduled to be installed at the Primary Communications Center in October 2011.
Q	I have a question about your existing radio shop. Will they stay in place through this and in the long term, or do they have long term plans for staffing i.e., to grow the staff, reduce the staff, train the staff?
A	Depending upon the proposals received and the model that the vendors proposed for maintenance we will determine whether that staffing levels will change or if it remains the same.
Q	Are there any submitted documents that go with the response that are fatal flaws if not

Pre-Bid Site Walk Question/Answer with Further Statements
 12-PSIT-61051- Amendment 002
 800 MHz Radio Communications Systems Procurement

	received with the response?
A	Both the Solicitation and Technical documents describe what are required for Technical & Cost Proposal submissions. If any of the proscribed documentation is not relevant to your proposal – insert N/A on it and return it in your proposal.
Q	Do you have preferred anti-virus software?
A	No
Q	Under your preliminary site selection is there a way of getting the co-ordinates for all the sites that verify that ours match up to what you say?
A	It is in the deployment protection file on www.stmarysmd.com/radiorfp . There you will see preliminary 800 expansion sites with lat/long coordinates included.
Q	At the bottom it list places we are going but not the sites?
A	I in the appendixes there is a section that specifically talks about the sites and gives the names. These are just the familiar names. It is in the deployment protection file. There you will see preliminary 800 expansion sites. That talks about each site and you back out of that and there is a spreadsheet that has the RF design perimeters in CD.
Q	The bid opening that will be sealed to you, will there be a public opening date?
A	The opening is currently scheduled for 11/15/2011 @ 1600 hrs. All that will be recorded is who provided submissions.
Q	Can I have a copy of the sign-in sheets?
A	It is a part of this Amendment.
Q	At Leonardtown RF site, in the microwave shelter, County indicated there will be 1 rack of free space available to vendor's new microwave equipment. Can more consolidation be done to the existing equipment so that one additional rack of free space is provided?
A	See more details in this Amendment for the number of racks available. Also, see comment about STMC making the necessary room in the existing shelters to accommodate new equipment.
Q	At the Leonardtown shelter, can the County confirm that the existing MIEMSS microwave has capacity for two new terminals to temporarily house the new system if required.
A	See answer above.
Q	At the Bethune site, it's our understanding that the radio equipment will reside in the secondary shelter provided by the state. Please confirm which shelter the microwave equipment should go in, the primary or the secondary shelter.
A	See more details in this Amendment.
Q	At the Backup Dispatch center, customer indicated vendor should provide a UPS at the location since no UPS currently exists. Could the County please provide specification

Pre-Bid Site Walk Question/Answer with Further Statements
 12-PSIT-61051- Amendment 002
 800 MHz Radio Communications Systems Procurement

	on the load of the existing equipment as well as the total growth capacity required after all loads are considered.
A	Included in the Additional Information from Field visits at the end of this document.
Q	County indicated there are fiber existing at both the main and the backup dispatch locations. Can the County verify there is enough capacity on the fiber to support the new radio system? (Typically 2 T1s per site)
A	The county can designate a 1 gig dedicated fiber path between the main and backup dispatch locations
Q	It is to our understanding that that County will be running cables below the floor at the main dispatch center as part of upgrading their existing furniture. Can the county confirm that the required cable for each console and deskset to meet RFP requirements will already be at each dispatch position from the radio equipment room.
A	The county has four (4) cat 5 cables installed from the radio equipment room to each console located within the main dispatch center with sufficient length to allow routing through the equipment and furniture as necessary. The vendor will provide termination and labeling.
Q	Will the county provide current tower mapping?
A	That information is provided in the Appendix in the form of structural analyses for all Crown towers. The SOM towers are not loaded at this time so the Bidders can assume space is available for MW dishes as required. As for 800 MHz antennas, see the document in the Appendix related to SOM antenna configurations that are approved by SOM SIEC (State of Maryland State Interoperability Executive Council) Tech Committee for any new SOM towers.
Q	Is the county planning shared shelter and tower locations with the State? If so, can the county specify the tower heights, shelter sizes and generator location for these sites?
A	This information will be included in a future Amendment.
Q	At the Three Notch Road site there is an existing 12x38 pad on the fence line. Can the County confirm that the Vendor is to utilize that pad in lieu of the RFP specified 12x28?
A	Yes. The shelter configuration for the Three Notch Road site is to utilize the existing pad and the shelter sizing is to be adjusted accordingly.
Q	At sites with septic systems, can the county provide information regarding septic tank and drain field location?
A	STMC will provide documentation on septic fields at Ridge, Golden Beach and Hollywood in a future Amendment.
Q	Will the County be providing copies of the results of the advanced tower structural analysis that it has completed?

Pre-Bid Site Walk Question/Answer with Further Statements
 12-PSIT-61051- Amendment 002
 800 MHz Radio Communications Systems Procurement

A	They were posted in the Appendices on www.stmarysmd.com/radiorf .
Q	Will the County be responsible for zoning/regulatory approvals for new/greenfield sites on County owned properties?
A	The Contractor will be responsible for acquiring all permitting approvals for new sites. However, the County has identified several candidates for new sites in the preliminary design for which the County is confident that permitting is feasible. If these County-Identified candidate sites will not pass zoning approvals, the Contractor will not be responsible.
Q	Will the County be providing information as to the total electric power capacity and current electrical loads so that existing site electrical power capacity can be evaluated?
A	They were posted in the Appendices on www.stmarysmd.com/radiorf .
Q	Will the County be providing information as to the total electric power capacity and current loading of UPS units and generators at existing so that they can be evaluated?
A	This information is provided in this Amendment.
Q	Will the County be providing the total/remaining heat load capacity (HVAC units) at existing sites so that they can be evaluated?
A	They were posted in the Appendices on www.stmarysmd.com/radiorf .
Q	Will the County provide further clarification as to what will be provided by the County in assisting with establishing new commercial power feeds or upgrades to existing feeds?
A	The Contractor is responsible for upgrades to service feeds to existing sites. See notes in this Amendment related to electrical distribution upgrades that will be completed by the County.
Q	In addition to the total capacity specified for the microwave network, would the County please specify the requirements/interfaces needed at each microwave drop point for items other than the proposed radio network?
A	For three of the existing sites in the Preliminary Design, at least two DS1s should be provided between each site and the Leonardtown prime site. For any new sites, at least one DS1 should be provided between each site and the prime site.
Q	It is our understanding that all microwave radios must be housed inside the shelter, would the County please confirm.
A	For all new green-field sites, microwave radios will be housed in the same shelter as the radio equipment. For Bethune and Three Notch SOM sites, see further notes in this Amendment.
Q	The console system shall be designed such that no single failure point of any module or component results in a catastrophic failure or disables more than one operator console or channel simultaneously. Alternately, in section 9.1 Page 173, the requirement is "The

Pre-Bid Site Walk Question/Answer with Further Statements
 12-PSIT-61051- Amendment 002
 800 MHz Radio Communications Systems Procurement

	<p>County also requires redundancy and fault-tolerance to be implemented in the design so as to guarantee that a single network element or component failure does not render more than two of its dispatch consoles inoperable simultaneously.”</p> <p>Please confirm the requirement is no more than two dispatch consoles shall be rendered inoperable.</p>
A	The requirement is no more than two console positions can fail.
Q	Additionally, the microwave transport system shall be equipped to multiplex/demultiplex standard DS-1 (T-1) and DS-3 (T-3) asynchronous hierarchical signals. Please confirm that the suggested microwave system support DS1 and DS3 synchronous signals.
A	The microwave mux shall support DS1 and DS3 synchronous signals.
Q	Power input shall be redundant, fused, -48 volts DC from an independent DC plant system with battery backup at each microwave network node. Redundant power supplies shall be provided. We understand this requirement to mean County would like to have separate power system for the MW equipment. Does a DC power system with N+1 redundant AC Power rectifier meet the redundancy requirement? Please confirm.
A	Yes, N+1 redundancy meets the intent of the requirement as far as the rectifiers are concerned. There are other reliability requirements in the specification.
Q	Infrastructure Maintenance. This element includes the actual repair and restoration of all fixed network equipment. This includes, but is not limited to: consoles, telecommunications network, microwave subsystem, RF FNE, tower systems, UPS and generators. Please define and detail what is meant by the telecommunications network.
A	The telecommunication network includes the microwave subsystem, multiplexers, DC plant, fiber optics links between sites or shelters, etc.
Q	Ground conductors routed in cable trays parallel with transmission lines, telephone lines, power lines, etc., shall be separated by a distance of more than 6 inches. Question: How does the County want to manage R56 considerations at existing sites that have 12” wide cable trays with power and ground conductors already in them?
A	Anticipate the addition of adjacent cable racking.
Q	The supplier is responsible for removing all existing or legacy equipment no longer required to remain in operation in order to meet the performance requirements of this specification. All removed or de-installed equipment shall be properly stored at a location provided by the County. The supplier shall provide the County with a detailed inventory list of all equipment including model number, serial number and location of removal. The County encourages the supplier to offer a salvage credit in its proposal for the supplier to take possession of any desired salvaged material. Will we be removing legacy equipment?
A	For clarification, the Contractor is not responsible to remove the legacy EDACs repeaters. These units will be modified and redeployed at new sites by others. However,

Pre-Bid Site Walk Question/Answer with Further Statements
 12-PSIT-61051- Amendment 002
 800 MHz Radio Communications Systems Procurement

	all other equipment is to be removed by the Contractor for disposition. As examples, Contractor is responsible to remove the old console systems, microwave transmission systems, legacy DC plants that are replaced as part of the project, etc.
Q	Does the County require replacing all 1600 mobile and portable subscriber units? If not, how many new units of each does the County require to be part of this procurement?
A	A subscriber inventory list (INVENTORY 8-02-11.xlsx) has been included under Appendix III Existing Facility Information. It is the county's intention to replace the subscriber units that have been identified in the inventory list.
Q	How many of each type of subscriber unit are required and can the County break them down by department and tier type for each?
A	This information will be provided in a future Amendment.
Q	Could the County please specify acceptance testing that would be required to gain acceptance of Phase 1 and Phase 2?
A	There are several considerations for the coverage performance testing for the end of each phase. (1) There can be no discernable coverage deficiencies between the existing radio system and the new radio system, during the deployment of three phased system. It is likely that the new system design will have different antenna patterns at the existing EDACs sites; however, modifying the existing sites during Phase I, with antenna patterns that provide the most efficient performance for the final Phase III configuration would likely cause coverage deficiencies. Therefore, it is highly recommended that engineers consider the utilization of similar antenna patterns for Phase I sites (possible even consider utilizing existing antennas currently in place until the final phase) and replace them during subsequent phases so that users do not experience coverage deficiencies with the expansion of sites. (2) Coverage testing after Phase I should be capable of verifying similar coverage to the existing four-site EDACs system. (3) Coverage testing after Phase II should be capable of realistically determining that the sites are performing to the levels of coverage predicted by Contractor's coverage prediction maps. (4) Coverage testing after Phase III is defined in the RFP and will be service area reliability testing.
Q	Has the contours included in the Appendix of the RFP been approved by Region 20?
A	Region 20 has approved the contours for the proposed 13 sites for nine of the ten trunking channels and all ITAC channels. The tenth channel has a minor conflict with COV Police and R20 is coordinating with R42 at this time.
Q	Could the County clarify the exact features and capabilities to be preserved?
A	The entire Technical Specification Document details the features and capabilities desired for the proposed system. Appendix III, Existing Facility Information, also provides extensive details on our currently configured EDACS system and features. Existing console capabilities such as, the VHF Paging interface, CAD interface, and neighboring counties interoperability are important capabilities that we cannot lose.

Pre-Bid Site Walk Question/Answer with Further Statements
 12-PSIT-61051- Amendment 002
 800 MHz Radio Communications Systems Procurement

Q	Could the County clarify what is meant by configurable talkgroup call functionality or provide an example of the desired operational requirement?
A	The creation and maintenance of talkgroups in the proposed system shall be straightforward using the Network Management System (NMS). By talkgroup, the proposed system shall be capable of providing the capability to queue a designated group call or proceed immediately with a group call based on the availability of every affiliated site to provide voice channel service to every affiliated member of the active talkgroup.
Q	Please confirm DES and AES are required for the subscribers. Other locations in the RFP require DES-OFB and AES for the system infrastructure and consoles.
A	DES-OFB and AES are required for the entire system.
Q	Please confirm St. Mary's County would like the vendor to provide an output from the location tracking subsystem to interface to County's existing mapping system, such as CAD?
A	The county currently has a mapping system (ESRI based) where Automatic Vehicle Locator information can be displayed. The county is soliciting as an Option the ability to transmit Radio Subscriber GPS data to a mapping application.
Q	Could the County provide existing frequencies that should be accounted for in the intermodulation study for each site?
A	This information is not available at this time. This information would be investigated during the DDR process with the awarded Contractor and would require detailed site visits and queries to all operators on each commercial site.
Q	Has the current noise floor in the County been tested and would the County provide the result to all vendors to design?
A	This testing has not been completed to date. Existing TTA systems are not capable of noise floor testing at ground level.
Q	Could the County please specify how many of the 100 system talkgroups is active during the busiest time? Also please specify the distribution of the 1,200 users into each active talkgroup.
A	The distribution of subscribers/talkgroup for the purposes of GOS are: Five primary talkgroups with 100 subscribers Five secondary talkgroups with 50 subscribers All remaining subscribers distributed equally across remaining talkgroups.
Q	The County lists functionality requirements in the RFP. Are there any additional functionality that shall not be lost? Please specify.
A	In addition to new features and functionality outlined in the RFP, all standard feature

Pre-Bid Site Walk Question/Answer with Further Statements
 12-PSIT-61051- Amendment 002
 800 MHz Radio Communications Systems Procurement

	sets of the existing system technology shall be retained.
Q	For reference, the County has supplied a matrix of Subscriber Radio Equipment required functionality and equipment in the Appendix section of this document. Can the County please provide this matrix?
A	This information will be provided in a future Amendment.
Q	The County further requires that any system component enclosure or power distribution design, that could render the system or 25% of its channel resources useless or unavailable for communication from a single failure, shall incorporate redundancy to eliminate this vulnerability. County has required 25% which contradict other areas of the proposal, could the County confirm 25% is the requirement.
A	The submitter of this question is being queried for clarification and the response will be in a future Amendment.
Q	For warranty, maintenance and system upgrades should the proposers include all third-party hardware and software support?
A	Yes
Q	The County has required vendors support equipment for 15 years. Based on this support guarantee, are only the manufacturers of equipment, who can guarantee this support able to submit bids?
A	There is no restriction in the STMC procurement process that eliminates a Bidder from submitting a bid.
Q	All design changes must be properly coordinated by the supplier at no cost to St. Mary's County to comply with the requirements of NPSPAC Region 42 and neighboring NPSPAC regions. The entire system implementation effort and field equipment configuration shall be in strict compliance with all FCC and Region 42 guideline and authorization. Does the County mean Region 20 and not Region 42?
A	Yes Region 20.
Q	10.5.4.1 For all new sites, St. Mary's County requires the minimum equipment shelter to be sized at 12-foot (W) x 28-foot (L) x 10-foot (H). In the Preliminary Radio Site Selection document for the Country Lakes, Veterans Home, Ridge, Oakville, Leonardtown and Golden Beach sites: A 12x24 concrete shelter will be required ... Which document has priority, Exhibit A Technical Specifications or Preliminary Radio Site Selection document?
A	Any new shelters <u>shall not be less than</u> 12 x 24. In general, the size of a shelter is determined by the vendor's equipment requirements and the specification section on shelters with a minimum for future expansion. In the special case of Three Notch, that

Pre-Bid Site Walk Question/Answer with Further Statements
 12-PSIT-61051- Amendment 002
 800 MHz Radio Communications Systems Procurement

	shelter will be 12 x 38 because of the existing foundation and the agreement between the State of Maryland and STMC.
Q	During the site walks, it was observed that the current transmission entrance panel, in several existing shelters, was full. How does the County want to handle this situation?
A	At most of the Crown tower sites, cable entry ports will require expansions. Bidder is not required to expand ports with the same copper frames. Cable port expansions shall be no less than 12 ports and shall follow RFP specifications for grounding, bonding and transient protection.
Q	10.5.1.1 For County-owned towers currently used in the existing radio system, a structural load analysis is required prior to deploying any additional load on the structure, either temporarily or permanently. In the Preliminary Radio Site Selection document, Mechanicsville and California sites states: There is sufficient antenna space available and the tower is structurally capable of supporting the additional 800 MHz antennas and microwave dish antennas. Please clarify.
A	STMC has a partnership with Crown Castle on the four tower sites currently in service. In late 2010, STMC initiated a process to capture sufficient capacity on the towers before the new TIA-222 Rev G standards were activated in 2011. As part of this effort, the County added dish capacity to specific sites to accommodate the 13-site preliminary plan. Currently, the County is coordinating channels for possible interim links as shown in the microwave network design. Both the existing and the new 800 MHz antenna configuration are shown in the Appendix IV under Existing Antenna Positions and Capacity Reservations. STMC has reserved capacity as shown in a TIA-222 Rev F analysis that is grandfathered for future deployment. Any changes to this design would require a re-analysis of the tower under more stringent guidelines.
Q	10.4.6.1 The supplier is responsible for all power installation services past the service meter bay. Who is responsible for cost getting power to the service meter bay?
A	For all new sites, the Supplier is responsible for securing utility power to the meter bay.
Q	Will the county provide scaled drawings for each of the existing shelters?
A	This information is not available.
Q	I understood that the Pre-Bid attendance list would be posted. Am I incorrect?
A	The Pre-Bid attendance list will be posted with this amendment.
Q	3.6.4 By “stay alive” does the County mean that regardless of the power state of the radio, does the emergency status stay active in the system until it has been cleared by a console dispatcher or supervisor?
A	Yes, regardless of the power state of the radio, once the emergency status has been

Pre-Bid Site Walk Question/Answer with Further Statements
 12-PSIT-61051- Amendment 002
 800 MHz Radio Communications Systems Procurement

	activated on a radio it is to remain active until cleared by a console dispatcher or supervisor.
Q	5.3.4.10 What is the purpose of the scanned images?
A	The Network Management System is to have the ability to display updated system as-builts which may include scanned images.
Q	5.4.2 In this section, is the term channel synonymous with the term talkpath?
A	No. Section 5.1.10 describes the differences between channel and talkpath in greater detail. Section 5.4.2 reflects the county's desire to be able to expand our channel capacity from the current 10 channels to up to 30 channels in the future.
Q	How many aux I/O type contactors will be required (for remote control of lights, doors, etc.)?
A	All existing shelters shall have the same number and type of I/O contactors as those required in the RFP for all new shelters.
Q	5.1.6 Please confirm that the County requires OTAP for all terminals due to the multiple stages of this project?
A	OTAP is a requirement for all system subscribers. Mobiles, Portables, and Base Stations shall have the ability to be programmed via a secure connection from a central workstation and/or Network Management Console.
Q	5.1.16 Please confirm that the County requires 15 years of software and hardware technology refreshment in order to keep the County's communication investment current and to provide a true cost of ownership over the life cycle of the proposed system?
A	Vendors proposals shall include equipment life cycle, hardware, and software support for a period of 15 years. A proposed solution that includes components that will not be supported for 15 years shall have costs identified for the upgrade necessary to operate for the entire life of the system.
Q	3.4,5.2.2,5.3.4.13,6.2,7.1.5,7.2.2.1.1,9.0 The proposal calls for 99.9999% or greater availability in several sections. The LMR industry standard is 99.999%. Please modify the requirements for the calculated design goal of "6" 9's to the calculated design goal of "5" 9's as per industry standards.
A	Six nines reliability pertains only to the end to end microwave links. All other design reliability goals are five nines.
Q	11.5 Please confirm that both voice and BER testing are requirements for the Coverage Acceptance Test Plan.
A	Voice testing is one of the requirements for the CATP. BER testing is not a pass/fail but it is highly recommended that this data be captured during the CATP since it is an

Pre-Bid Site Walk Question/Answer with Further Statements
12-PSIT-61051- Amendment 002
800 MHz Radio Communications Systems Procurement

	automated process and requires little or no additional labor.
Q	3.0,7.1,7.1.12.1,7.1.12.2,7.1.12.3,10.5.4.1,10.5.4.4,10.5.4.5,10.7.1.2 10.8.1.1 Does the County require 50% growth or 100% growth? There are differing areas in the document that refer to different levels of growth.
A	The different sections identify expansion requirements for various sub components of the radio system. System expansion of Subscribers, Channels, HVAC, Electrical, Generator, Batteries, and Battery Chargers are detailed within their respective sections.
Q	Please confirm that vendors are required to provide the CPC levels for the proposed coverage design.
A	Vendors shall provide the CPC levels for the proposed coverage design.
Q	Based on the County's request for optional SMS messaging should terminals require a 3-line alphanumeric liquid crystal display (LCD) with a backlight that illuminates the display and the keypad for low-light environments?
A	Yes, this option to the system shall include pricing for the subscriber units which may be necessary to utilize this feature.
Q	Please provide the anticipated start dates for the following Phases. Phase 2 Phase 3
A	Based on the current Capital Plan - Phase 2 – July 1, 2014, Phase 3 – July 1, 2017. Proposals which include alternatives that reduce costs significantly with an accelerated timeline are welcome as alternatives to the planned schedule. These Phases will have a 'Notice of Intent to Proceed' issued to the Contractor no earlier than June 1 st of the applicable year.
Q	As all call-taker 9-1-1 and administrative telephone traffic must be captured by the new logging recorder, please specify the following (per dispatch location): number of 9-1-1 lines to be recorded & interface type; number of administrative telephone lines & interface type.
A	84 Channels, 22 analog lines for each location.
Q	During the site visit walkthrough it was overheard that the County performed structural analysis on all the towers used for their preliminary RF design and those towers passed the structural tests. Can the County provide a structural test report for the towers? Are the structural tests that have already been performed sufficient to satisfy the RFP requirements so that the vendor is relieved from the responsibility of performing a duplicate structural analysis?
A	See other answers to related questions on structural analyses. If the vendor conforms to the loading that currently exists on the towers, and conforms to the additional loading that is in reserve, there is no need for duplicate structural analyses. If the vendor cannot conform to assumptions in the preliminary design or makes other changes to the loading

Pre-Bid Site Walk Question/Answer with Further Statements
 12-PSIT-61051- Amendment 002
 800 MHz Radio Communications Systems Procurement

	configurations, the Contractor is responsible for structural analyses and any structural upgrades required. The structural reports are in the Appendix.
Q	During the site visit walkthrough it was mentioned that the existing UPS units may be sufficient for the existing sites and that an addendum to the RFP regarding the UPS will be issued. Can the County provide an update on this issue?
A	See additional information in this Amendment.
Q	Can the County provide us with a list of system alarm messages for their existing UPS?
A	See Appendix III, St Marys Alarm Points document that was posted on www.stmarysmd.com/radiorfp .
Q	Please clearly define the expected coverage levels of the 6 sites for the first phase of the project.
A	See additional responses to related questions in this Amendment. There is no defined coverage performance requirement for six initial sites. See other answers to related questions on coverage testing performance verification guidelines for Phase I and II. Phase III coverage testing performance verification is provided in the RFP.
Q	Please clearly define the coverage testing associated with each phase of the project.
A	There are several considerations for the coverage performance testing for the end of each phase. (1) There can be no discernable coverage deficiencies between the existing radio system and the new radio system, during the deployment of three phased system. It is likely that the new system design will have different antenna patterns at the existing EDACs sites; however, modifying the existing sites during Phase I, with antenna patterns that provide the most efficient performance for the final Phase III configuration would likely cause coverage deficiencies. Therefore, it is highly recommended that engineers consider the utilization of similar antenna patterns for Phase I sites (possible even consider utilizing existing antennas currently in place until the final phase) and replace them during subsequent phases so that users do not experience coverage deficiencies with the expansion of sites. (2) Coverage testing after Phase I should be capable of verifying similar coverage to the existing four-site EDACs system. (3) Coverage testing after Phase II shall be capable of realistically determining that the sites are performing to the levels of coverage predicted by Contractor's coverage prediction maps. (4) Coverage testing after Phase III is defined in the RFP and will be service area reliability testing.
Q	Please clarify the coverage and acceptance testing requirements for each Phase.
A	With the exception of interim phase coverage testing, all acceptance testing requirements are outlined in the RFP. See previous responses related to interim phase coverage testing guidelines.
Q	3.1, System In-building Coverage, Provided further, control stations shall provide 99% service area reliability countywide and must be able to transmit to and receive from no

Pre-Bid Site Walk Question/Answer with Further Statements
 12-PSIT-61051- Amendment 002
 800 MHz Radio Communications Systems Procurement

	less than three (3) different FNE sites without degradation to base station receiving equipment. Question: Does the County require a test to demonstrate this requirement? If yes please specify the testing methodology required.
A	Yes, this performance shall be designed into the radio coverage performance and tested as part of the installation of the fixed RF control station. This functionality ensures that (1) RF control station antennas are sufficiently high so that if the nearest donor sites is out of commission and (2) antennas and TXR ERPs are not too high as to impose intermodulation interference to nearby base receiver systems. IMD can consist of a target test that specifically checks for IMD on the predicted interference channel candidates. The 99% reliability performance could come from an evaluation of the RF control station receiver RSSI from the three nearest donor sites. Since the system is designed for portable talk-in at 6dB margin, RF control station talk-in reliability magnitudes higher than portable talk-in is a given so that a talk-out test is sufficient.
Q	4.1.2, APCO Project 25 Conformance, A fixed-cost migration plan to P25 Phase II is mandatory. Question: Should the P25 Phase II migration be priced as an option or should it be included in the base price?
A	The County has not mandated when migration to Phase II is required except that it must be completed before Final System Acceptance. The determination whether to deploy Phase II immediately with Phase I or to migrate later in the project is determined by considerations such as extending the life of existing Phase I/II subscribers, limitations of the manufacturers (STMC does not desire to be customer #1 for Phase II deployments), flexibility to deploy on new rebanded channels, budget limitations per phase, etc.
Q	11.5.5, Continuous Audio Quality Monitoring, However, if the source of interference is identified as simulcast distortion, the tiles associated with the audio distortion shall automatically fail regardless of the results of the randomly selected single audio test point. Question: In order to be compliant with TSB88, would the County change this requirement to read one random test point inside each test grid? In order for the audio distortion test to be aligned with TSB88, would the County modify the test to a 2% BER or better as passing for DAQ 3.4.
A	Continuous audio quality monitoring is an effective method to identify possible deficiencies in performance that cannot be reliably identified in a standard statistical CATP. This test protects the County as well as the Contractor. The purposes of this testing is outlined in this section of the RFP. TSB88 does not take into account interference from outside sources. Therefore, inclusion of a test that does identify this deficiency only increases the accuracy of the assumptions set forth in TSB88. This does not mean the testing procedures are non-compliant. No, the County will not replace the audio quality portion of the test with a BER test. Subjective audio testing is fully compliant with TSB88 C.
Q	15.6, Life Cycle Maintenance Performance, Software/Firmware Upgrades. This element includes costs to provide any software/firmware upgrades to the entire System

Pre-Bid Site Walk Question/Answer with Further Statements

12-PSIT-61051- Amendment 002

800 MHz Radio Communications Systems Procurement

	(including subscribers) in order to maintain manufacturer support. Question: For warranty, maintenance and system upgrades should the proposers include all third-party hardware and software support?
A	The proposers shall include all third-party hardware and software support.
Q	16.4.2, On-Site Dispatch Console Operator Training, The supplier shall conduct comprehensive, dispatch console operator training in five (5) separate sessions. Question: How many total Console trainers does the County want trained over the five (5) sessions?
A	The county expects to have a total of 50 people trained to operate the new consoles.
Q	Appendix III, Subscriber Update 5/3/11, P25 Phase I capable Subscribers. Question: Motorola will be quoting a system that replaces all non P25 capable radios. As the existing radios are specific to another vendor we do not know what hardware and software upgrades are required. Motorola plans to bid only hardware and software required to meet the specification and will only quote these upgrades. Is this acceptable to the County?
A	The county has provided a count of 541 Mobiles, 1267 Portables, and 64 Desktop Control Station radios to be bid under this RFP. Vendors shall provide response that meets the configuration and operational requirements for all these radios.

Pre-Bid Site Walk Question/Answer with Further Statements
12-PSIT-61051- Amendment 002
800 MHz Radio Communications Systems Procurement
ADDITIONAL INFORMATION FROM FIELD VISITS

RF Transmission Systems-New Sites

All transmission systems at new sites will be required to accommodate the (10) 800 MHz Trunking channels and (5) 851-853 MHz ITAC channels. STMC will provide RFP-compliant RX/TTA systems at the Bethune and Valley Lee sites as part of the PSIC ITAC expansion project.

UPS Designs

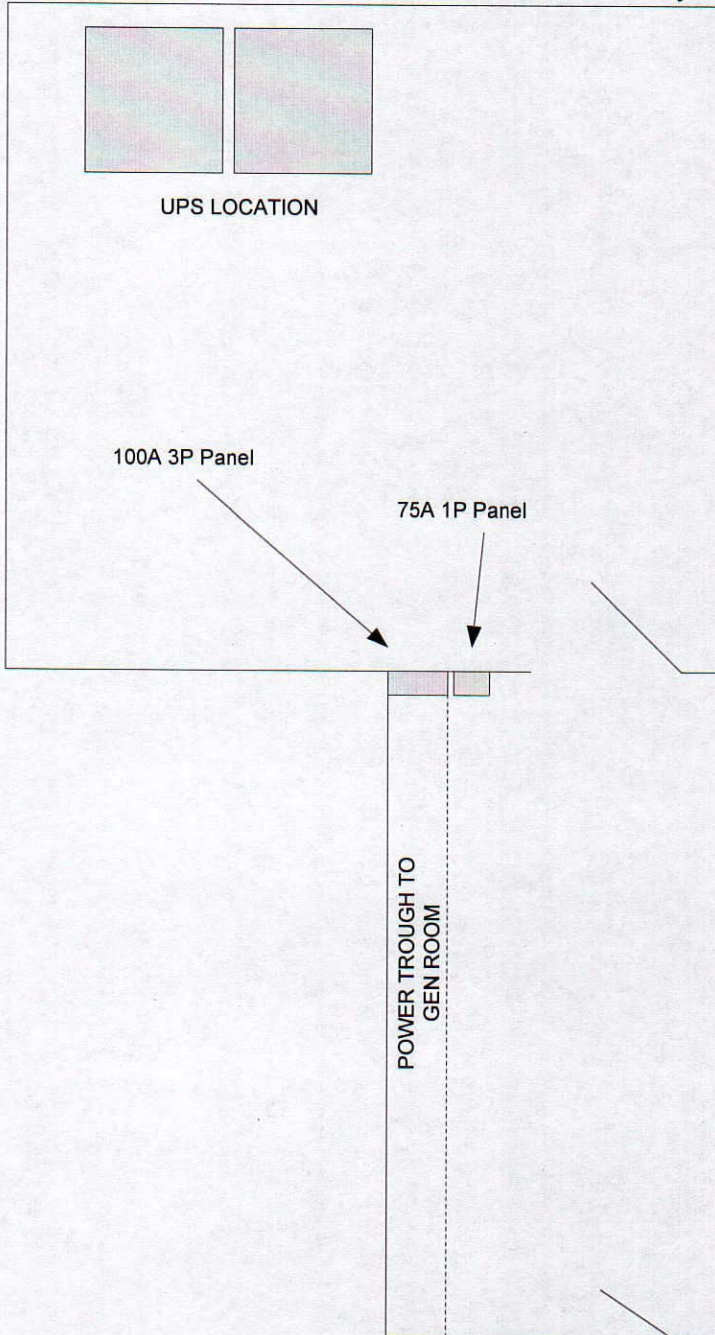
EOC Dispatch

There is no need for a new UPS in the EOC equipment room. The unit is a Comet MGE 72-160512-22 50 kVA 208 VAC 139A at 0.8 pf running at 30%. However, the UPS panel in the back room will require an expanded distribution panel which can be installed adjacent to the existing panel. The UPS panel has space for a subpanel breaker to feed the new panel.

Back-Up Dispatch (Bunker)

A new three phase UPS will be required in the rear equipment room of the back-up dispatch center. The size required is a 20 kVA unit with 30 minutes run time at full load, double conversion, static bypass. The unit can be installed in the rear corner of the equipment room. A second battery cabinet will likely be required to reach the 30 minute run time requirement.


Pre-Bid Site Walk Question/Answer with Further Statements
12-PSIT-61051- Amendment 002
800 MHz Radio Communications Systems Procurement



Pre-Bid Site Walk Question/Answer with Further Statements
12-PSIT-61051- Amendment 002
800 MHz Radio Communications Systems Procurement




Location just under two existing panels



Shows 3P Panel B and load distribution panel

Pre-Bid Site Walk Question/Answer with Further Statements
12-PSIT-61051- Amendment 002
800 MHz Radio Communications Systems Procurement



Corner for locating UPS unit(s)

Powerwave 9170 units currently in service at the Mechanicsville, Dameron, Leonardtown, and California sites are double-conversion with static bypass, 18 kVA at 0.8 pf, with six batteries in the electronic cabinet, 18 batteries in each of the four additional expansion cabinets for a total of 82 minutes of full load capacity. These units are still available from Eaton and they will be supported for no less than 10 more years. It is the County's intentions to maximize the re-use of these UPS units. Existing 18 kVA Powerwave 9170 units are to be utilized at all existing sites and are not to be replaced unless they cannot provide full load support during the transition from old to new radio systems. In no case should the Bidder plan to replace an existing shelter due to space limitations for UPS systems because they cannot maintain current run time during the radio system transition. STMC anticipates that UPS loads will approach full capacity during some period of the transition from the old to new system but will return to near mid-capacity after cutover. STMC will accept the reduction in run time.

New UPS system load specifications are outlined in the RFP with a run time specified at 4 hours. In this Amendment, STMC is modifying this specification for a full-load run time of 30 minutes at all new remote RF sites.

Current UPS capacities (from RFP Appendix:

Mechanicsville: 66%
California: 43%
Leonardtown 1: 44%
Leonardtown 2: 46%
Dameron: 58%

Pre-Bid Site Walk Question/Answer with Further Statements
12-PSIT-61051- Amendment 002
800 MHz Radio Communications Systems Procurement

Electrical Upgrades in shelters as part of PSIC ITAC expansion

As part of the PSIC ITAC expansion project, STMC will provide upgraded electrical distribution systems at Mechanicsville, Leonardtown 1 and 2 shelters, California and Dameron shelters.

The upgrades for Mechanicsville, Leonardtown 1 and 2 and California shelters will include two additional distribution panels and a trough along each of the two main rack lines the length of the building. Each trough will sufficiently large to allow Contractor to utilize for expansion of their power to equipment provided. STMC will be providing eight circuits above every rack that is currently in use. The unit will be Transtector NSOP8 and they will be mounted above each existing rack. Contractor can assume that for the purposes of power distribution to their equipment, their work will require the following:

- Add breakers to the new panels as required
- Pull wires from panels through the new troughs
- Install new receptacles above racks and pipe to trough above the rack.

Overhead Rack Expansions

Bidders should anticipate the addition of another 12" wide overhead rack over each rack line in all three sites so that a total of 24" of cable space is available. Dameron is excluded from this scope since this site is not to be used in the new system deployment.

Entry Port Expansions

At most of the Crown tower sites, cable entry ports will require expansions. Bidder is not required to expand ports with the same copper frames. Cable port expansions shall be no less than 12 ports and shall follow RFP specifications for grounding, bonding and transient protection.

Mechanicsville-Leonardtown MW Link Availability

This link currently has 20 DS1 available capacity for the purposes of inter-link connectivity, in particular, when closing in a northern MW loop after Phase II.

Leonardtown Tower Site Specifics

Crown structural upgrade has been completed.

Rack Space Availability Assumptions

Leonardtown Building #2: Bidders will have the four racks available in this shelter for the purposes of installing the prime site equipment and the remote RF Site equipment.

Pre-Bid Site Walk Question/Answer with Further Statements

12-PSIT-61051- Amendment 002

800 MHz Radio Communications Systems Procurement

See more details on the electrical system upgrades that are underway as part of the PSIC project.

Leonardtown Building #1: Bidders will have one full rack available in Building #1 for MW terminals and telecom equipment. The existing DC plant will require a second bank of batteries and can be expanded into the existing rack.

California: Bidders will have four rack spaces available for new equipment.

Mechanicsville: Bidders will have four rack spaces available for new equipment.

For these four shelters at these three sites, Bidders should not propose new shelters if it is determined that insufficient space exists. STMC will modify existing co-located equipment as required to meet Bidders' minimum space requirements.

Master Site/Prime Site Location

It is preferred to have the Master site installed at the EOC. The EOC has nearly 7 racks available for console systems and the master site equipment.

Three Notch Tower Site Specifics

SOM has provided to STMC a standard perimeter foundation for a 12 x 38 concrete shelter. STMC cannot utilize the existing SOM shelter. Bidder shall provide a 12 x 38 shelter and modify the existing facility as required. Two 4' PVC pipes connecting the two shelters are provided at the secondary foundation. One is to route a 200A panel from the primary building main 400A panel. The other is for telecommunications.

MW Installation at Dual Shelter Locations

At Bethune and Three Notch SOM sites, the MW terminal/DC plant/Telecom equipment shall be installed in the SOM shelter. All other equipment shall be installed in the secondary shelter. The intention is that the MW and telecom equipment will be shared by the SOM and STMC.

Tower Site Compound Dimensions

Bidders shall make every reasonable attempt to provide site compounds in the 100' x 100' dimension which provides the most efficient geometry for co-location of future shelters and maximizes efficiency in space. In cases in which this geometry is not feasible, Bidders shall provide equivalent square footage in their modified geometry.

Valley Lee Site

The location of the Valley Lee tower site has been changed since the RFP was issued. The new site is located at approximately 38-12-30.32 76-30-16.85. The route for the

Pre-Bid Site Walk Question/Answer with Further Statements

12-PSIT-61051- Amendment 002

800 MHz Radio Communications Systems Procurement

access road was shown during the site visit. Power shall be underground from the main road. No overhead power is approved.

Charlotte Hall Water Tank Site

Bidders have the option to build on the water tank or provide an alternative monopole structure on a nearby section of the campus, located at 38-28-33/76-46-48.

ADDITIONAL INFORMATION PENDING FROM SITE WALKS

Country Lakes/Dillion Rd Water Tank Site

STMC will provide more details on the ground space available for a new shelter and generator. The contact information for the county's tank maintenance contractor firm will be provided to Bidders for discussions about what type of antenna support system can be approved. A sample of a tank attachment will be provided. **This information will be provided in a future Amendment.**

Microwave Link Parameters

STMC is developing a list of MW link design parameters. This will highlight the dish antenna load reservations on Crown towers that will have little flexibility in size and location on the towers without expensive structural upgrade by Contractor. **This information will be provided in a future Amendment.**

Updates on MW Licensing

STMC will provide a sketch with MW licensing data. This will include an update on the licensing status for final configuration (all completed except Hollywood links), interim configuration (pending at Comsearch). **This information will be provided in a future Amendment.**

Sign-In Sheet

Pre-Bid Meeting

ITEM: 800 MHz Radio Communications System Procurement

SOLICITATION: #12-PSIT-61051

8/28/2011 @ 1000

Name (PLEASE PRINT)	(PLEASE PRINT) Company Name, Address, Phone/Fax Number & Email address
Jay Kaplan	Watson Furniture Communications MKT'g Associates 800-800-0041 800 9913154 Fax 6606 Bay Thorne Rd Baltimore MD 21209 jaykaplan@communications-marketing.com
Wayne Vanderpool	Harris corp Jefferson ridge Parkway, Lynchburg, VA 22102 315.681.1005 wayne.vanderpool@harris.com
Timothy Boukouris	HARRIS CORP. 221 Jefferson R, 22108 Parkway, Lynchburg, Va 610-788-2744 / 610-619-0082 (FAX) TBoukouris@Harris.com
Randy Burns	SMCG Procurement

Sign-In Sheet

Pre-Bid Meeting

ITEM: 800 MHz Radio Communications System Procurement

SOLICITATION: #12-PSIT-61051

8/28/2011 @ 1000

Name (PLEASE PRINT)	(PLEASE PRINT) Company Name, Address, Phone/Fax Number & Email address
SHARON DETERESI	WIRELESS COMMUNICATIONS INC 5656 3RD ST NE DC 20011
BIB URBAN	WIRELESS COMMUNICATIONS, INC 1803 OLD SULPHUR SPRING ROAD BALTO. MD 21227
THOMAS J KULP	WIRELESS COMM INC 5656 3RD ST NE WASHINGTON DC
Michael Sandor	Computer Sciences Corp (CSC) Hanover, MD msandor@CSC.com 803-394-4804
CRAIG FITZSIMMONS	HARRIS CORP. P 630-443-2346 2580 FOX PL W ST. CHARLES, IL 60174 CRAIG.FITZSIMMONS@HARRIS.COM
Ryan Purcell	Commercial Communications 301 843 8944
MARK SCHRÖEDER	TELETRONIC INC 301-468-6588 7051 MAIR KIRK MADOWS DR BELTSVILLE MD 20715 MARK.SCHRÖEDER@TELETRONIC.COM
Gene Pamy	Communications Electronics 1953 Green spring Dr. Timonium, MD 21093
Jin Renehan	Motorola 7031 Columbia Gateway Dr 3rd flr Columbia MD 21041 410 712-6251 Jin.Renehan@motorola.com
Heather Tinney	Motorola 7031 Columbia Gateway Dr. Columbia, MD

Sign-In Sheet

Pre-Bid Meeting

ITEM: 800 MHz Radio Communications System Procurement

SOLICITATION: #12-PSIT-61051

8/28/2011 @ 1000

Name (PLEASE PRINT)	(PLEASE PRINT) Company Name, Address, Phone/Fax Number & Email address
Stephanie Bruzek	Harris 221 Jefferson Ridge Pkwy (434)258-1314 Lynchburg, VA 24501 sbruzek@harris.com
Joan Moore	" " (434) 455-9346 joan.moore@harris.com
ERIC RONZIO	JG CONTRACTING COMPANY, INC. 1202 W. NORTHWEST HWY. PALATKA, IL 60067 (947) 991-7800 OFFICE (947) 483-1255 FAX ERIC.RONZIO@JGCONTRACTING.COM
Jim Magee	Harris 27 Raintree Drive FAX - 856-227-7289 Sicklerville, NJ 08051 (609) 841-4090 James.Magee@Harris.com
Jim Ahrens	Motorola Solutions Jim.Ahrens@motorolasolutions.com 522 Galley Ct. Severna Park, MD 21144 410-952-2657
MICHAEL LEONARD	MOTOROLA SOLUTIONS, INC Michael.leonard@motorolasolutions.com 7031 COLUMBIA GATEWAY DR 3RD FL 410-712-4818 COLUMBIA, MD 21046
BOB KELLY	SMCG
Ed Wilkenborg	St. Marys Co. Sher. PAU O'F'G
Tom Mattingly Jr	SMCG
Jeff Martin	RCC 257 Milford Drive Middletown, DE 19709 302 354 0662 jmartin@rcc.com